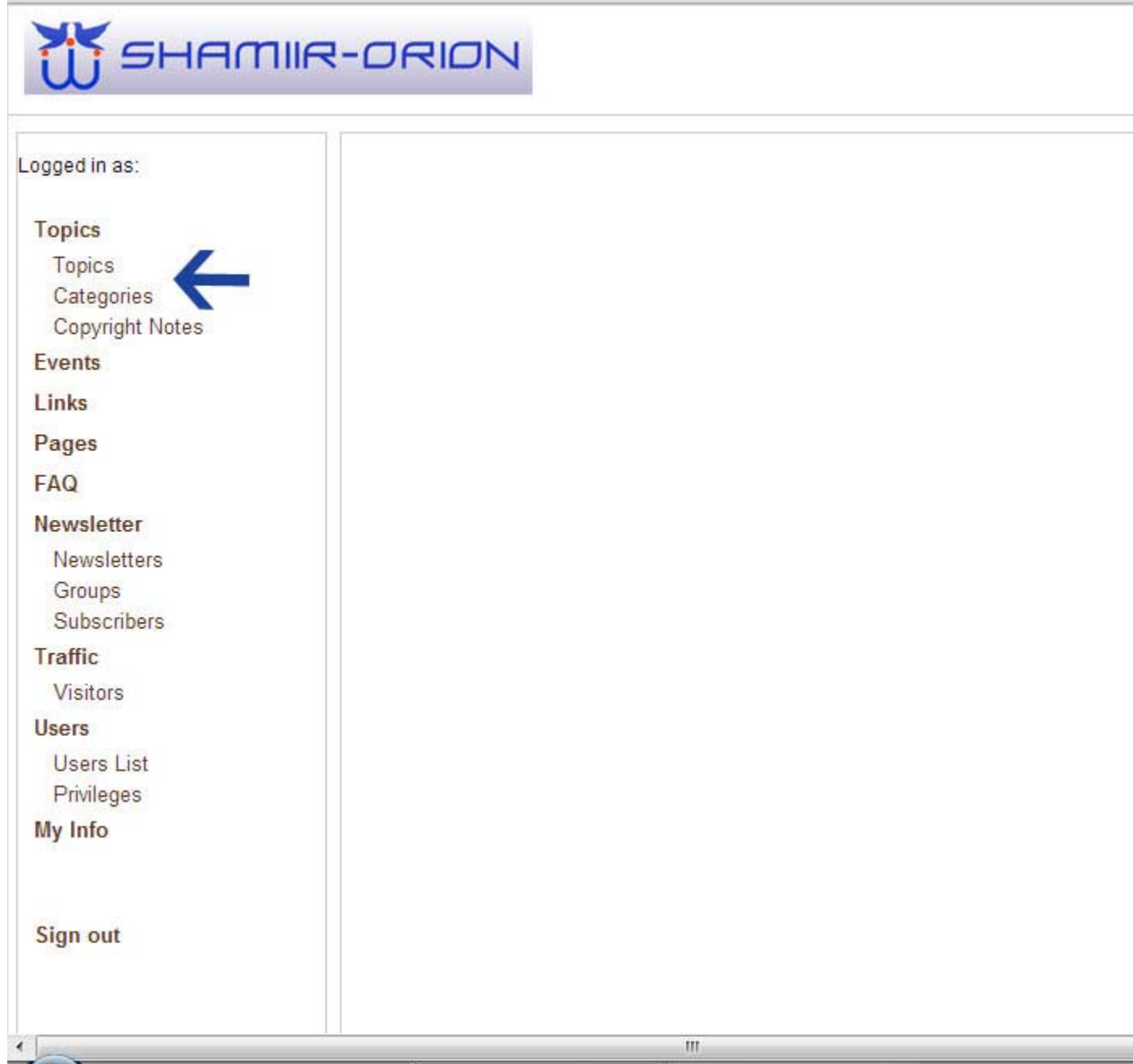


Tutorial for adding files to your website:

Login to the backend of the website at : <http://shamiir-orion.org/supervise/auth>

If you wish, you may add a category section for the topic and the files to be uploaded. If there is a category already in place for the files, then just proceed to the topics section.



The screenshot shows the SHAMIIR-ORION website backend interface. At the top, there is a logo for SHAMIIR-ORION. Below the logo, the text "Logged in as:" is visible. A sidebar menu on the left contains the following items:

- Topics**
 - Topics ←
 - Categories
 - Copyright Notes
- Events**
- Links**
- Pages**
- FAQ**
- Newsletter**
 - Newsletters
 - Groups
 - Subscribers
- Traffic**
 - Visitors
- Users**
 - Users List
 - Privileges
- My Info**
- Sign out**

The browser's address bar at the bottom shows the URL "http://shamiir-orion.org/supervise/auth".

Click on (new topic) at the top of the Topics page.

Logged in as: tammy

Topics

- Topics
- Categories
- Copyright Notes

Events

Links

Pages

FAQ

Newsletter

- Newsletters
- Groups
- Subscribers

Traffic

- Visitors


Users

- Users List
- Privileges

My Info


















Sign out

Topics

[[New topic](#)] 

Total 60 rows

Show only Unpublished article

Status	Temp	Topic Title
		1398 Sinclair Mission
		2 Ark Grids
		3 Angelsey Arks
		666
		Aculus & Pythum
		Alaska
		Alikar Upgrade to Pyriethum
		Alton Barnes Horse
		Angkor Wat
		Aquarius & Anqet
		Azalah Grid
		Bats
		Bees
		Beijing
		Bethlehem Sanction
		Birds
		Black Madonna

A new topic page will be displayed.

Logged in as: tammy

Topics

- Topics
- Categories
- Copyright Notes

Events

Links

Pages

FAQ

Newsletter

- Newsletters
- Groups
- Subscribers

Traffic

- Visitors

Users

- Users List
- Privileges

My Info

Sign out

Topics » New Topic

[[Back to topics index](#)]

Published:

No Yes

Temporary Status:

No Yes

Show in categories:

[Add category](#)

Additional Files

[Add file](#)

Description

Article Title:

Related Topics

Search Results Description

You can choose to publish the topic or leave it unpublished, based on if you wish the page to be listed in the Arkhives, for public viewing.

Choose the category you wish the topic to be published under. You can add several categories, if needed.

Then, you can add your files by clicking on (add file) in the Additional Files section. Add as many as you need and specify the type of file you are adding for each one. You will also add a title name for each file.

Logged in as: tammy

Topics » New Topic

[[Back to topics index](#)]

Published:
 No Yes

Temporary Status:
 No Yes

Show in categories:

[Add category](#)

Additional Files

PDF File Type Choose file type
Titke Here <<< Title Add Title Here
Choose File No file chosen Choose file from your computer

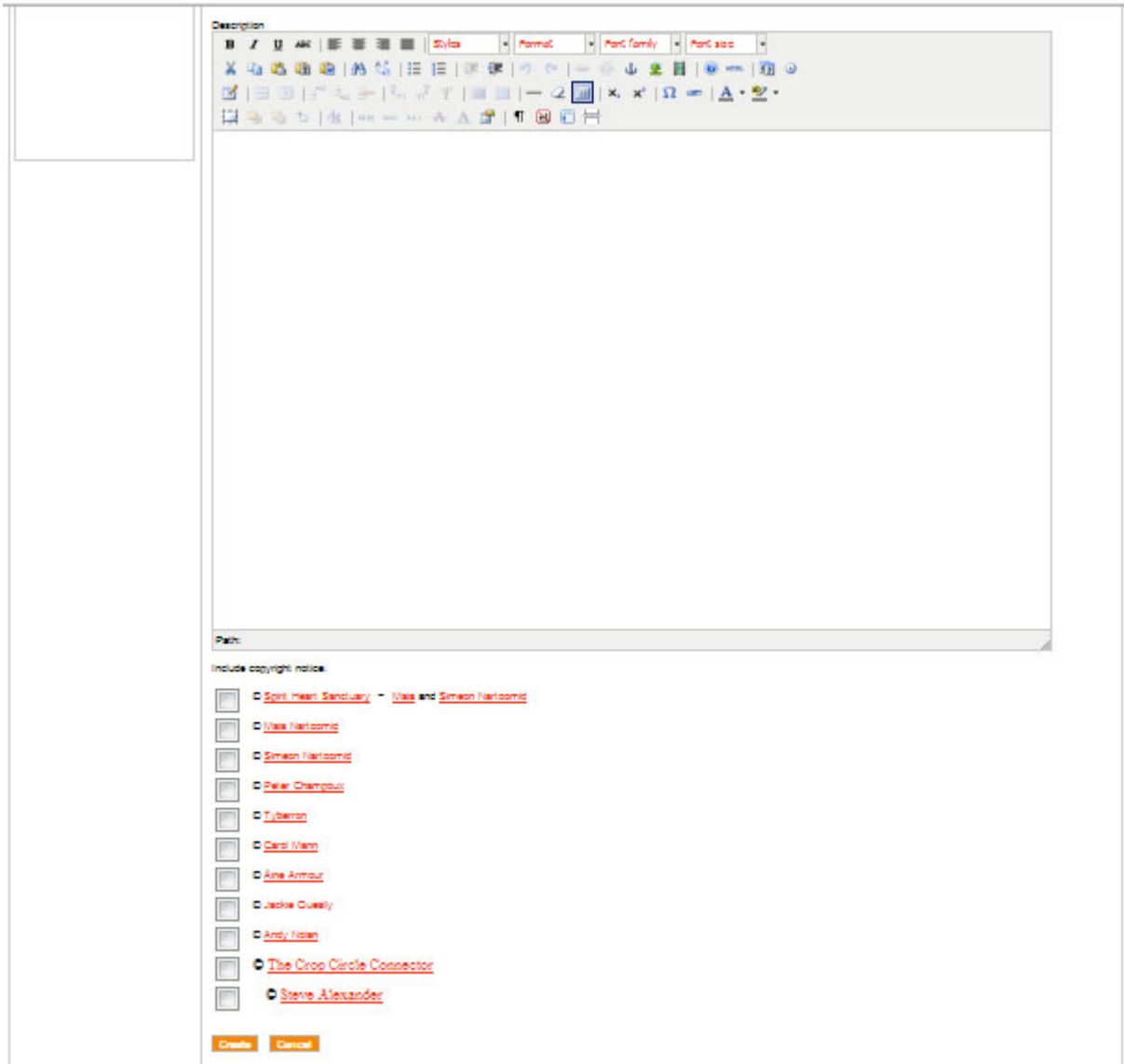
[Add file](#) ← Insert more files here

Description

Article Title:

Related Topics

You can then continue by adding a description for this topic with title, any related topics you wish to link to, a short description for the search results and then you can add a description for the page that will explain the files you are linking to, or the workshop info.



Once you have added all the information, files, copyright, etc, click the create button at the bottom. Once this is created, you will be able to link to the page in the website, for access to the files.

Let me know if you need further details or assistance with anything.

Tammy
Home: 828.669.8693
Cell: 330.936.0992